


Safety | Components | Access

G-deck from Brand Access Solutions

Load Deck Systems

- › About Brand Access Solutions
- › G-Deck Dual
- › G-Deck Dual Components
- › G-Deck Standard
- › G-Deck Standard Components



**more safety
more productivity**

About Brand Access Solutions

Premier Provider of Access Solutions to UK Construction

Dating back to 1919, Brand Access Solutions (formerly Lyndon SGB), is part of BrandSafway, a leading global provider of access, specialised services, and forming and shoring.

Brand Access Solutions provides hybrid access on projects across the United Kingdom. This includes vertical, mechanical, scaffold and other access products, delivering the best solutions for commercial construction, industrial and infrastructure projects nationwide. We are proud to work with the country's leading main contractors on a wide variety of prestigious projects, providing intelligent, safe and efficient access solutions.

Through a nationwide network of branches, we supply a comprehensive range of access products available for hire or sale. From scaffolding systems, tube and fittings, and scaffold ancillaries, to innovative products such as Rapid-EPS and G-Deck, our customers benefit from flexible options tailored to their needs.

By working closely with customers and suppliers, we remain at the forefront of innovation, ensuring the continuous introduction of cutting-edge access solutions.

Our offering also includes:

- › Scaffolding – System and Tube & Fitting
- › Edge Protection
- › Access Towers, Site & Safety
- › MASTCLIMBERS™ & Hoists
- › QuikDeck® Suspended Access
- › Temporary Roofing & Shelters
- › Expert Advice & Guidance

Our talented in-house design engineers, project managers, safety managers and fully trained operatives form a highly experienced team. Together, we devise innovative, cost-effective solutions that enable clients to safely and swiftly complete major construction and engineering projects, regardless of scale or location.



more safety
more productivity

About G-Deck Safety Systems



3X Stronger
vs Birdcage/Plastic



600 kg per m²
SWL Loading Weight



60% Faster Assembly
vs Birdcage



ROI
Far greater longevity than any other platform system, giving a longer ROI.

G-Deck safety decking systems are established solutions within the construction and housebuilding sectors, developed through over a decade of industry experience in work-at-height platforms. Engineered and manufactured to meet recognised industry standards, G-Deck systems are independently tested to ensure consistent performance in demanding site environments.

This includes compliance with key UK standards such as BS EN 12811 and BS EN 13374, alongside FASET approval for safety and training.

As a globally patented system, G-Deck has been designed to deliver a reliable and repeatable approach to safe access, combining robust steel construction with fully repairable components to support long-term use across multiple projects.

The system has been widely adopted across residential and commercial construction, where consistent safety performance, durability and ease of use are critical. Its ongoing development and use across the sector reflect a well-established and trusted solution for modern site requirements.

G-DECK DUAL

Brand Access Solutions supplies and installs the G-DECK DUAL Safety Decking System, available for both hire and sale.

The DUAL system integrates seamlessly with standard scaffolding, combining the versatility of tube-and-fitting or system scaffold with the strength of modular safety decking. This hybrid approach provides a robust and adaptable platform for a wide range of on-site applications.


Key features of the G-DECK DUAL system include:

- › High load capacity: Supports imposed loads of up to 600 kg/m² (6 kN/m²), providing stability and confidence for teams working at height.
- › Modular design: Easily adapts to complex or irregular environments, ideal for construction and industrial projects.
- › Rapid assembly and dismantling: Quick to erect and take down, helping to minimise downtime and improve site efficiency.
- › Integrated safety features: Optional handrails and guardrails enhance worker safety and ensure compliance with UK industry standards.

› Durability and sustainability: Built for long service life, with fully repairable and recyclable components, offering a practical and environmentally responsible solution.

› Versatility: Can be erected up to 4 metres with multiple lift options, compatible with both galvanised and coated scaffolding.

Whether you require a complete installation service, or prefer to hire or purchase the system directly, Brand Access Solutions delivers a reliable solution backed by expert advice, in-house design support, and nationwide site knowledge.



**more safety
more productivity**

G-Deck Dual Components

The G-DECK DUAL system comprises modular components designed to integrate seamlessly with standard scaffolding, offering a versatile and adaptable platform for various on-site applications. These components work together to create a flexible and robust safety decking system, suitable for a wide range of construction and industrial projects.




1 m × 1 m Deck (Product Code: 617711):
A standard-sized deck providing a solid and stable platform, suitable for general use across multiple sectors.



1 m × 0.75 m Deck (Product Code: 617712):
A narrower deck ideal for areas with limited space or where a reduced width is required.



1 m × 0.5 m Deck (Product Code: 617713):
A compact deck designed for tight spaces or specific applications.



Make-Up Panel / Infill Deck (Product Code: 617716): Overlaps any gaps to complete the decking layout, ensuring a continuous, safe platform.



DUAL Bracket (Product Code: 617720):
Enables integration with standard scaffolding, providing stability and secure support.



**more safety
more productivity**



G-Deck Standard

Introducing the G-DECK STANDARD load deck system, a groundbreaking globally patented 3-in-1 solution that functions as a versatile trestle, access platform, and tower, all rolled into one. Engineered for utmost strength and cost-effectiveness, this system boasts rapid assembly, durability, and adaptability to meet your site access needs. Safety is of utmost importance, and G-DECK has undergone rigorous testing and analysis to affirm its robust load-bearing capabilities. Trusted on both house building and construction sites, G-DECK STANDARD stands as the preferred choice in the working platform market.

This innovative system provides an integrated working platform with optional handrails, effortlessly erected at heights ranging from 0.8 m to 5 m. Demonstrating remarkable load-bearing capacity, the deck accommodates imposed loads of up to 6 kN/m² or 600 kg/m², catering to various on-site applications.

Setting itself apart from the competition, G-DECK STANDARD is the only system in the market subjected to drop testing, successfully enduring a 3 m drop with a 150 kg load. Rely on G-DECK STANDARD for unmatched reliability and safety on your worksite.



**more safety
more productivity**


G-Deck Standard Components

The G-DECK Standard system comprises modular, versatile components that combine to create secure, adaptable decking platforms. Each piece is designed to integrate seamlessly with scaffolding, giving flexibility for a wide range of site layouts.



3V 1.8 m Leg Post (Product Code: 617726):
Provides secure vertical support at height.

Handrail Post (Product Code: 617727):
Anchors guardrails for enhanced safety.




Base Plate Foot (Product Code: 617725):
Ensures a solid footing on uneven surfaces.



Gate (Product Codes: 617737):
Enables safe access via ladders or gated entry points.



1 m Cross Brace (Product Code: 617731):
0.75 m Cross Brace (Product Code: 617732):
0.5 m Cross Brace (Product Code: 617733):
Adds lateral stability across the deck.

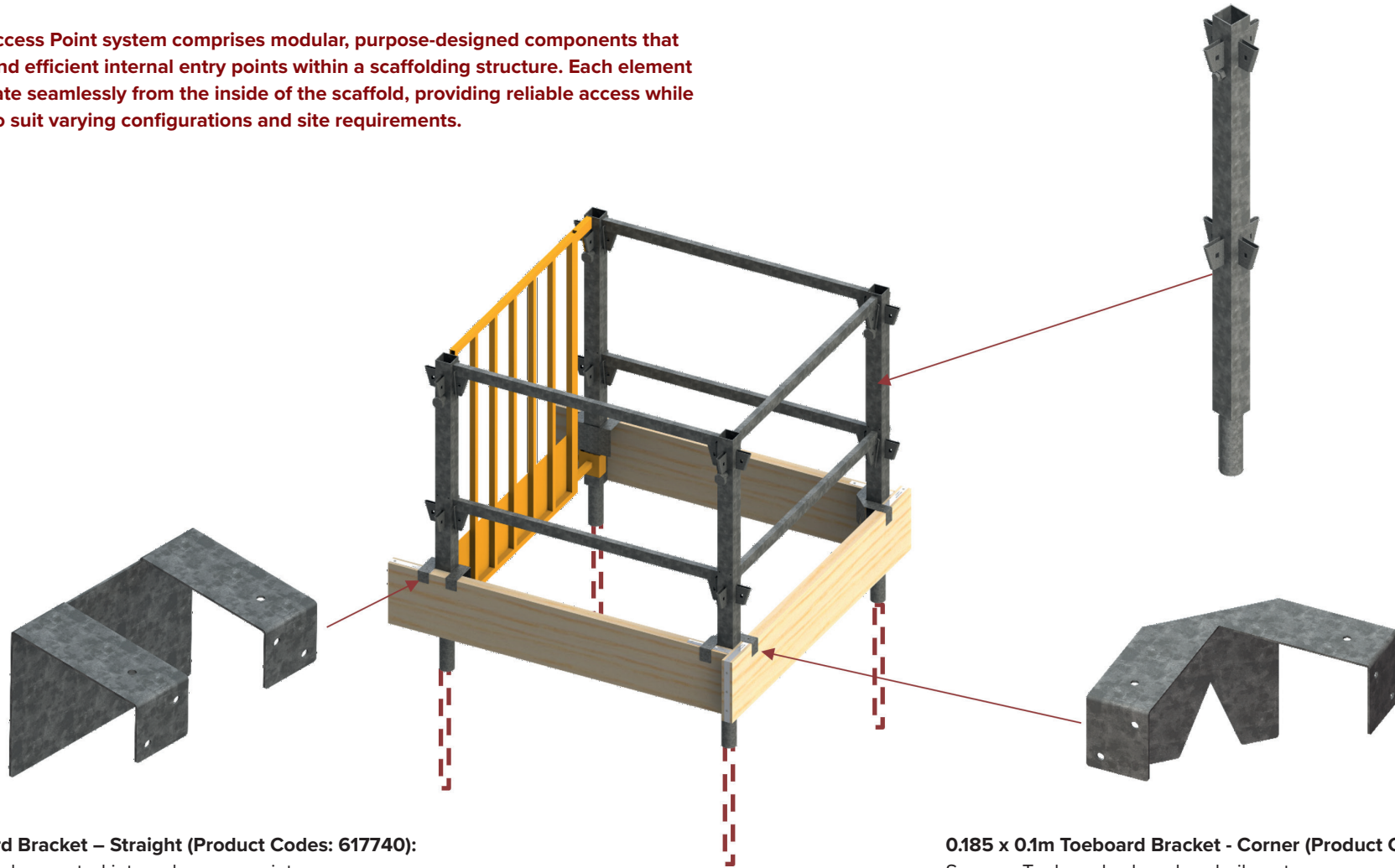


Ladder Bracket (Product Codes: 617736):
Enables safe access via ladders or gated entry points.

G-Deck Internal Access Point

The G-DECK Internal Access Point system comprises modular, purpose-designed components that combine to form safe and efficient internal entry points within a scaffolding structure. Each element is engineered to integrate seamlessly from the inside of the scaffold, providing reliable access while maintaining flexibility to suit varying configurations and site requirements.

1.15m Handrail Post (Product Code: 617739):
Anchors Braces to provide safety



0.14 x 0.1m Toeboard Bracket – Straight (Product Codes: 617740):
Secures Toeboards along gated internal access points

0.185 x 0.1m Toeboard Bracket - Corner (Product Codes: 617741):
Secures Toeboards along handrail posts

**more safety
more productivity**

> best in class safety performance

> specialty team of ~40,000 People

> 30,000+ customers ... and growing

> ~340 locations in 25 Countries

> revenues of nearly ~\$5b

> assets & equipment worth ~\$4.2b

Why BrandSafway?

Unique combination of expertise & resources

We are part of **BrandSafway**, a leading global provider of access, specialised services and forming & shoring solutions to the industrial, commercial and infrastructure end markets. With more than 340 branches all over the world, we provide support for ongoing maintenance as well as for refurbishment needs and new construction plans.

As one strong team, we support our customers:

- > **Brand Energy & Infrastructure Services** is one of the world's largest industrial services specialists;
- > **Brand Access Solutions** is the UK's largest full-service provider of scaffolding and access systems;
- > **Hünnebeck** stands for safe and highly efficient formwork, scaffolding and safety technology.



Contact

Barnsley

Transmission Division
The Business Village
Innovation Way, Wilthorpe,
Barnsley, S75 1JL
T: 01226 107 055

Birmingham

Valepits Road, Garretts Green,
Birmingham, B33 OTD
T: 0121 789 7979

Broxburn

Brocks Way, East Mains,
Industrial Estate,
Broxburn, EH52 5NB
T: 01506 855 444

Cardiff

Unit 9, Atlantic Trading Estate,
Barry, CF63 3RF
T: 01446 724 920

Duxford

Grange Farm, Grange Road, Duxford,
Cambridgeshire, CB22 4WF
T: 03333 448 450

Edinburgh

29 Bankhead Drive,
Sighthill Industrial Estate,
Edinburgh, EH11 4DN
T: 0131 442 3438

Glasgow

2236 London Road,
Glasgow, G32 8YF
T: 0141 763 3000

Ipswich

Holbrook Road, Ipswich,
Suffolk, IP3 0HL
T: 01473 271 313

Leeds

Pontefract Road, Stourton,
Leeds, LS10 1SP
T: 0113 271 2951

London

10 Lloyd's Avenue,
London EC3N 3AJ
T: 0207 929 4752

Manchester

Hendham Vale Industrial Estate,
Hazelbottom Road,
Manchester, M8 0AD
T: 0161 230 4061

The copyright in these materials (or instructions for assembly and use) belongs to Brand Energy and Infrastructure Services UK, Ltd. (Brand Industrial Services, Inc., known as BrandSafway). All the trademarks named in these materials (or instructions for assembly and use) are the property of Brand Energy and Infrastructure Services UK, Ltd., unless marked as third-party rights or identifiable as such in another way.

BRAND ACCESS SOLUTIONS, BRAND and HÜNNEBECK are trademarks of Brand Energy and Infrastructure Services UK, Ltd. (Brand Industrial Services, Inc., known as BrandSafway). Furthermore, all rights are reserved, particularly with regard to patent grant or utility model registration. The unauthorised use of these materials (or instructions for assembly and use), of the trademarks contained therein and other intellectual property rights is expressly prohibited and represents an infringement of copyright, trademark rights and other industrial property rights. The illustrations in this brochure depict actual site conditions which may not always conform with applicable safety rules and regulations.

**more safety
more productivity**