

Brand Access Solutions

Edge Protection

Total Edge Protection with Ease

- › About Us
- › Rapid-EPS System
- › Concrete & Steel Solutions
- › Timber Frame Solutions
- › Staircase Solutions
- › Demarcation & Trench Guard
- › Lift Shaft Protection
- › Support & Demonstration
- › Contact Information

Brand Access Rapid-EPS is manufactured by (Rapid-EPS)



more safety
more productivity

Zero Waste To Landfill

At Brand Access Solutions, sustainability matters.

At Brand Access Solutions, sustainability matters.

That's why we supply systems like Rapid-EPS, designed to reduce waste, extend product life and support more sustainable construction.



Recycle

Built for longevity

Rapid components can be repaired and recoated, extending product life and reducing waste



Re-use

Designed for repeat use

Systems are inspected, maintained and redeployed



Quality

Performance you can trust

Rapid is manufactured to high standards and independently audited for consistency and durability

Sustainable solutions.
Proven Performance.
Supplied by Brand Access Solutions

more safety
more productivity



About Brand Access Solutions

Premier Provider of Access Solutions to UK Construction

Dating back to 1919, Brand Access Solutions (formerly Lyndon SGB), is part of BrandSafway, a leading global provider of access, specialised services, and forming and shoring.

Brand Access Solutions provides **hybrid access** on projects across the United Kingdom. This includes vertical, mechanical, scaffold and other access products, delivering the best solutions for commercial construction, industrial and infrastructure projects nationwide. We are proud to work with the country's leading main contractors on a wide variety of prestigious projects, providing intelligent, safe and efficient access solutions.

Through a nationwide network of branches, we supply a comprehensive range of access products **available for hire or sale**. From scaffolding systems, tube and fittings, and scaffold ancillaries, to innovative products such as Rapid-EPS and G-Deck, our customers benefit from flexible options tailored to their needs.

By working closely with customers and suppliers, we remain at the forefront of innovation, ensuring the continuous introduction of cutting-edge access solutions.

Our offering also includes:

- › Scaffolding – System and Tube & Fitting
- › Edge Protection
- › Access Towers, Site & Safety
- › MASTCLIMBERS™ & Hoists
- › QuikDeck® Suspended Access
- › Temporary Roofing & Shelters
- › Expert Advice & Guidance

Our talented in-house design engineers, project managers, safety managers and fully trained operatives form a highly experienced team. Together, we devise innovative, cost-effective solutions that enable clients to safely and swiftly complete major construction and engineering projects, regardless of scale or location.



**more safety
more productivity**

About Rapid-EPS

Built for safety, durability and speed

Rapid-EPS is an award-winning British company specialising in the design and development of edge protection solutions for the construction and civil engineering industries worldwide.

With over 15 years of experience, we work closely with our customers to understand the challenges of their projects, then engineer the solutions to match. From concept through to delivery, every product in the Rapid-EPS range is designed around real site conditions, with safety, speed, and simplicity at the core.



10 x
Faster than
traditional systems



OVER 2.5 MILLION
Linear metres of incident
free installation



ZERO
Waste to
landfill



NO
Tools or drills with
EPS system

The innovative Rapid Post has become the default edge protection solution for contractors across the globe, offering tool-free installation, zero slab penetration, and the widest fixing centres on the market at 2.7 m.

Why Brand Access Solutions Rapid-EPS

Fast, Efficient & Reliable Edge Protection

- › Brand Access Solutions (part of BrandSafway) has an uncompromising determination to provide the highest standards of safety leadership. We comply with international codes of practice and frequently win awards for safety excellence from our customer base.
- › In addition to supplying equipment, Brand Access Solutions offers a serviced hire model that goes beyond product delivery. Our experienced teams provide guidance on system selection, transport coordination, installation advice and technical support, ensuring customers receive dependable on-site product support throughout the entire project lifecycle.

Brand Access Solutions Rapid-EPS protects against falls from height.

- › **The engineered steel mesh panels can be used simply as...**
 - › standard single height edge protection 1066 mm
 - › extended height offering 2 m of protection
 - › or in some cases full height, offering over 3 m of protection (full containment).



Safe

Brand Access Solutions Rapid-EPS creates a safe workzone and has variable height opportunities including full containment. Meets all relevant standards: BS EN 13374:2025 Class A & B; OSHA 1926.502.



Easy Handling

Simple assembly across the range. Brand Access Solutions Rapid-EPS offers solutions with a 3-step tool free installation, requiring no drilling or fixings

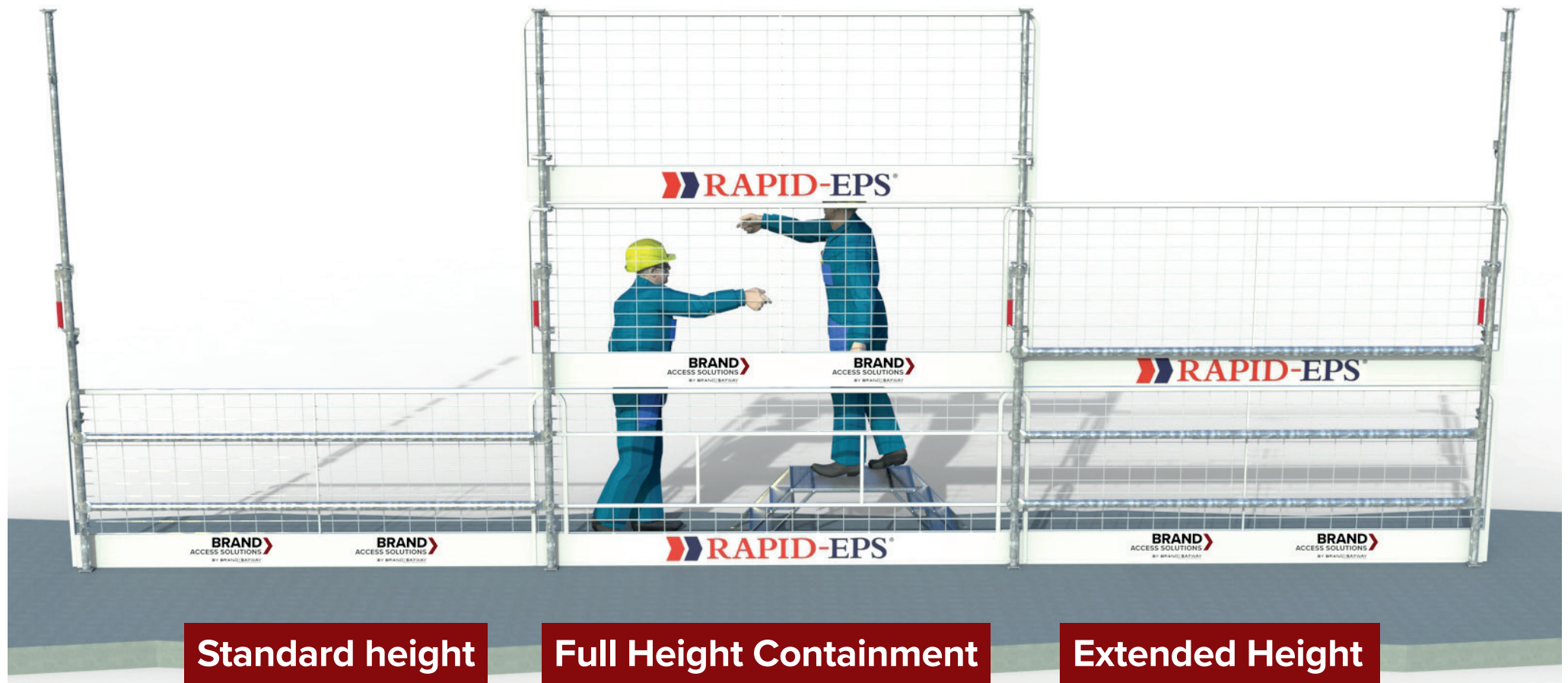


Economical

The Rapid Post is much faster to install than traditional drill & fix systems. No remedial work or repairs to slab after removal. Long service life thanks to the manufacturing process. The system offers the largest post centres on the market at 2.7 m reducing installation time and quantity of components needed on site.

**more safety
more productivity**


A tested system that meets and exceeds the EPF standard for
Full Height Containment




Panels

More than just a panel

The robust design has unrivalled fixing centres of 2.7 m which is the largest available on the market. Rapid-EPS products are fully tested by Lloyds British test house and have been proven to meet and exceed the test requirements set out in BS EN 13374:2025 for Class A & Class B along with other global standards.




Rapid Panel Full – 2.9 m
EU003 / 692530




Rapid Panel Half – 1.4 m
EU005 / 692533



Rapid Panel Quarter – 655 mm
EU085 / 692534




Workthrough Panel Full – 2.9 m
EU119



Workthrough Panel Half – 1.4 m
EU120



Guardrail Bracket
EU151 / 692698
Specially designed bracket with antiluce fitting for securing guardrails to posts.



For added protection, all new panels are shipped in purpose built and stackable transportation aids. They are then shrink wrapped to ensure the product is in pristine condition upon arrival to you

more safety
more productivity

Concrete Frame Solutions

Offering a whole new approach to working safely at height

The innovative Rapid Post with its ease of installation and overall performance, has become a default safety solution for many companies around the world. Rapid Post offers significant savings in time and labour.

Rapid Post – EU001 / 692550

- › 10x faster than traditional drill and fix systems
- › No tools required! No drilling or fixings
- › Minimal training required
- › Fully compliant with BS EN 13374:2025 Class A & B & other global standards
- › Zero penetration of the concrete
- › Ideal for post tension slabs
- › Compression mechanism guaranteed for two million cycles
- › Safety device on post clearly indicates correct assembly
- › Single, extended or full containment edge protection for total enclosure
- › Rapid Post extends up to 3.4 metres
- › Extend containment height by attaching Rapid Clamps

Rapid Post Extra – EU002 / 692551

- › Longer post extends up to 4.3 metres
- › Exactly the same benefits as Rapid Post

Rapid Clamp & Rapid Latch

- › Add Rapid Clamps to Rapid Post for extended height or add Rapid Latches for full containment edge protection.



EU020 / 692556



EU021 / 692557


Guardrail Bracket

- › Specially designed bracket with antiluce fitting for securing guardrails to posts.




EU151 / 692698

Rapid Post/
Extra Stillage
EU013 / 692639



Basket Stillage

EU015



For added protection, all new **Rapid Posts** and ancillaries are shipped in purpose built and stackable transportation aids. They are then shrink wrapped to ensure the product is in pristine condition upon arrival to you.



Alternatives to Rapid Post

Concrete Socket Base
EU010 / 692576

The concrete Socket Base can be installed on any concrete surface either at a pre-cast stage using inserts, or by drilling and installing at a later date.

Dual Purpose Stand Extra Height
EU007-EH / 692574

All of the benefits of Dual Purpose Stand but gives the ability to provide extended height containment.

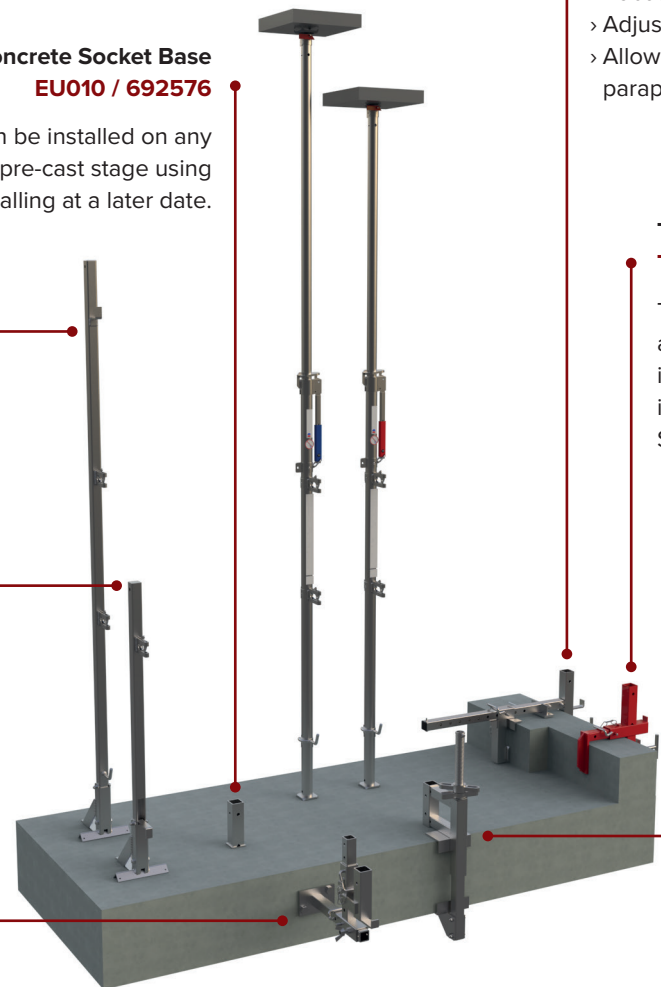
Dual Purpose Stand
EU007 / 692554

The Dual Purpose Stand has been fully tested and proven to exceed global safety standards for Edge Protection/Fall Prevention.

- > Installed in just minutes with two anchor bolts
- > 2.7 m fixing centres
- > Galvanised finish

Adjustable Parapet Bracket
EU038 / 692593

A versatile solution for face mounting to most parapets. The system can be installed at the unrivalled centres of 2.7 m. With both vertical and horizontal adjustment, the solution lends itself to most challenges.



Curb Grab
EU009 / 692575

This simple but very robust solution uses the Standard Support Post and has been tested to exceed global safety standards.

- > Robust tensioning facility
- > Adjustment range 150 mm – 580 mm
- > Allows fixing to problematic areas including bridge work and parapets with upstands of up to 580 mm

TrenchGuard Clamp – Wingwalls
TG036-WIN

Telescopic and fully adjustable, the Wingwall Clamp accommodates boxes from 0mm to 220 mm. A built-in rubber pad protects the wing wall surface during installation and removal. Compatible with the EU011 Standard Support Post and EU003 Rapid Panel.

Slab Grab
EU008 / 692555

A fully tested solution where Rapid Post or drill and fix solutions are precluded.

- > Adjustable height on floor slabs: 100 mm – 325 mm thickness
- > Robust tensioning facility
- > Install a safe working area in minutes

more safety
more productivity

Steel Frame Solutions

We are a leading supplier of solutions for fixing to steel structures

Where conditions allow, Rapid Edge Protection System can be installed at ground level prior to erecting the steel frame which significantly reduces exposure to the dangers of working at height.

Pre-indexing of the system ensures the panels are suitable for all following works.

- › The most efficient edge protection system available with fixing centres tested to 2.7 m.
- › Single or extended height edge protection.
- › Edge protection panel in three sizes: full (2900 mm), half (1400 mm) and quarter (655 mm).
- › Panels are incredibly light but robust, allowing edge protection for leading edge, internal voids and lift shafts.
- › Flexible components allowing simple indexing to suit variable slab details.



Bolt On Socket
EU103 / 692626

The Bolt On Socket system is commonly used on steel frames and requires the steelwork contractor to bolt the socket to the top of the perimeter beam at centres upto 2.7 m depending on the strength of the beam.

Utilising the steel frame Support Post and Rapid Panel, the installation can be carried out swiftly and safely at ground level.

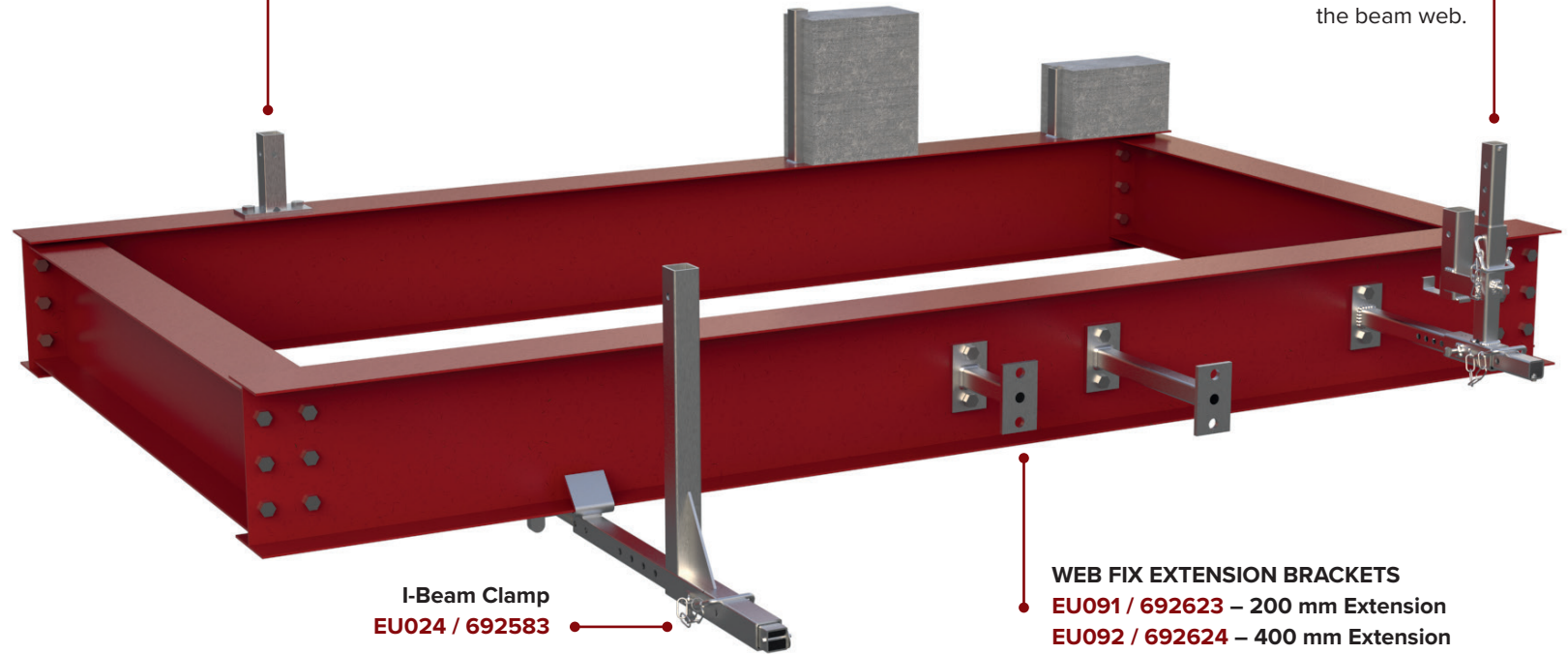
Sacrificial Socket
MADE BY OTHERS

The Sacrificial Socket system is commonly used on steel frames and requires the steelwork contractor to weld the socket to the perimeter beam at centres upto 2.7 m depending on the strength of the beam.

Utilising the steel frame Support Post and Rapid Panel, the installation can be carried out swiftly and safely at ground level.

Web Fix BRACKET
EU042 / 692595 – Vertical 560 mm |
692618 – Horizontal 560 mm
692619 – Vertical 300 mm |
692620 – Horizontal 300 mm

The most popular method of fixing to the steel frame is by utilising the versatile Web Fix Bracket. The bracket offers a vertical and horizontal indexing facility and positioning of the fixing holes for the bracket would be modelled by others using the most up to date software packages. This product can cater for overhangs of up to 250 mm beyond the face of the beam web.



I-Beam Clamp
EU024 / 692583

The solution is used for areas where Web Fix or Sockets are not suitable, or where edge protection requirements have not been considered at an earlier stage.

Again, utilising the steel frame Support Post and Rapid Panel, the system is fully compliant with global safety standards.

WEB FIX EXTENSION BRACKETS
EU091 / 692623 – 200 mm Extension
EU092 / 692624 – 400 mm Extension

Increase the capabilities of the standard range of bracketary from 250 mm out to 1000 mm beyond the face of the beam web.

more safety
more productivity

Timber Frame Solutions

A Revolution In CLT Edge Protection

As with our Steel Frame products, where conditions allow our Timber Frame solutions can be installed at ground level. The system requires no secondary fix. The panel is installed on the section using the standard structural timber equipment.

- › The most efficient edge protection system on the market, offering the widest fixing centres at 2.7 m, leading to fewer components and vastly reducing installation time.
- › Single or increased height edge protection for total enclosure.
- › Edge protection panels in three sizes: full (2900 mm), half (1400 mm) and quarter (655 mm).
- › Panels are incredibly light but robust, allowing edge protection for leading edge, internal voids and lift/elevator shafts.



**Dual Purpose Stand Extra Height
EU007-EH / 692574**

All of the benefits of Dual Purpose Stand but gives the ability to provide extended height containment.

**Dual Purpose Stand
EU007 / 692554**

A proven solution which has been used for years by contractors around the world.

As with all Rapid-EPS products, the Dual Purpose Stand has been fully tested and proven to exceed global safety standards for edge protection/fall prevention.

A highly visible and efficient solution with a galvanised finish, the Dual Purpose Stand requires installation by means of two Heco Topix screws (supplied by others).

With 2.7 m fixing centres, the versatile solution can be installed in minutes.

**Timber Socket Bases
EU010-TIM / 692578**

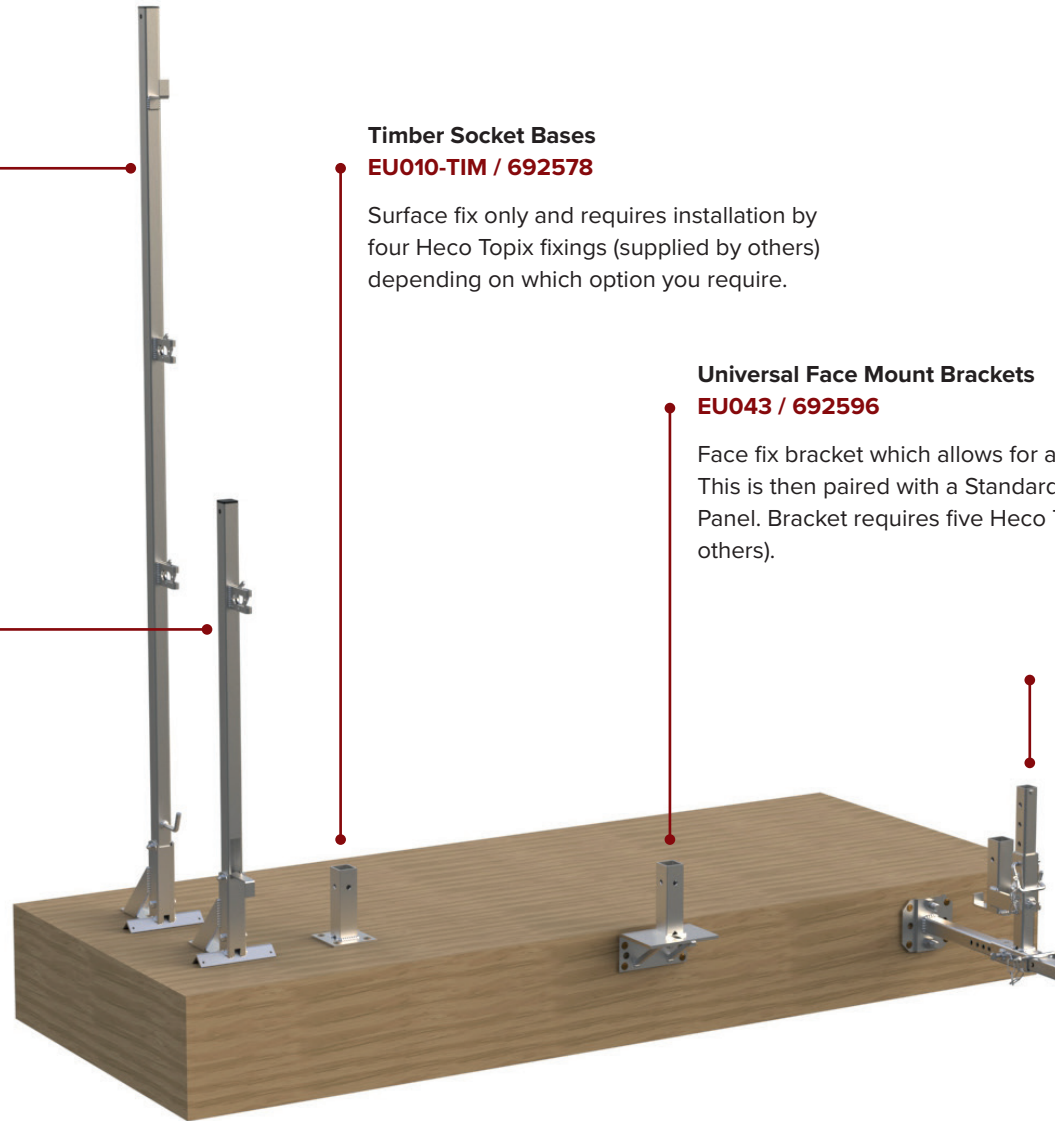
Surface fix only and requires installation by four Heco Topix fixings (supplied by others) depending on which option you require.

**Universal Face Mount Brackets
EU043 / 692596**

Face fix bracket which allows for a Socket Base to be fitted. This is then paired with a Standard Support Post and Rapid Panel. Bracket requires five Heco Topix screws (supplied by others).

**Adapter Face Plate
EU041 / 692594**

Web Fix Bracket (with four fixings using Adapter Face Plate) incremental indexing facility to cater for overhangs of upto 250 mm.



Wind loading & calculations available on request.

**more safety
more productivity**

Staircase Solutions

Offering protection to all configurations of stairs & stairwells

The innovative Telescopic Stair Rail System with Debris Guard can provide fall protection to the most challenging areas.

With fail safe fittings, the solution can be installed quickly by means of drill and fix, threaded inserts, pre-cast sockets or clamping.



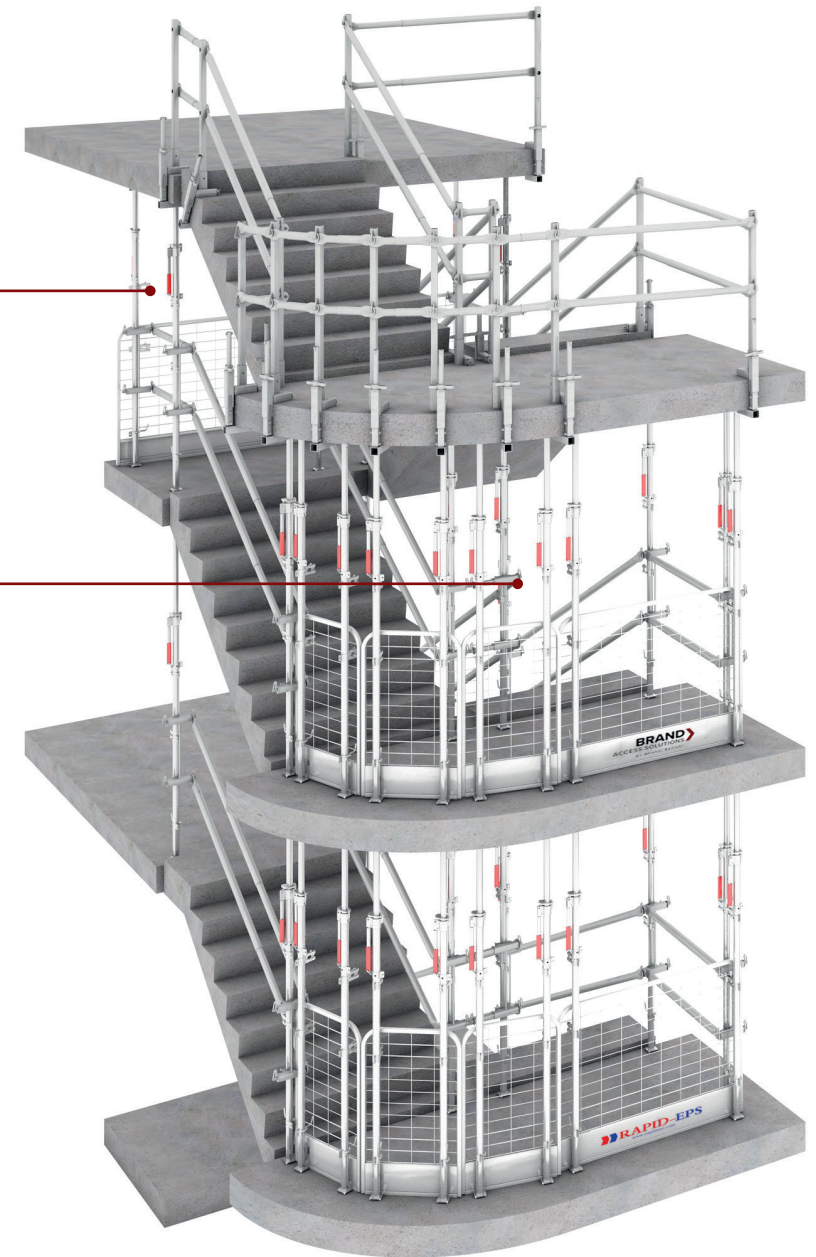
Image courtesy of ©Rapid-EPS Ltd

Stair Clamp EU031 / 692588

The Stair Clamp can be quickly installed on any precast stairs when speed is a necessity.

Stair Rail Connector Bracket EU034 / 692591

The Stair Rail Connector Bracket can be quickly installed on any Rapid Post positioned on a landing to provide handrails when drill and fix is not an option.





Stairwell Posts (pictured to the right)
Standard Post – EU028 / 692585
Left Hand Post – EU029 / 692586
Right Hand Post – EU030 / 692587

There are 3 stairwell posts to suit every eventuality. The regular stairwell post has antiluce fitting on a single side and the right and left posts have fittings facing out at 90 degrees



Stair Rails

- SR0 – EU078 / 692615 = 300 mm**
- SR1 – EU060 / 692602 = 390 mm – 440 mm**
- SR2 – EU072 / 692609 = 440 mm – 500 mm**
- SR3 – EU073 / 692610 = 500 mm – 590 mm**
- SR4 – EU074 / 692611 = 590 mm – 720 mm**
- SR5 – EU033 / 692590 = 720 mm – 930 mm**
- SR6 – EU061 / 692603 = 930 mm – 1300 mm**
- SR7 – EU032 / 692589 = 1300 mm – 2000 mm**
- SR8 – EU062 / 692604 = 1900 mm – 3000 mm**

We have a selection of Stair Rails spanning from 300 mm to 3000 mm to cope with any configuration.



CONCRETE SOCKET BASE (pictured on page 10)
EU010 / 692576

The Concrete Socket Base can be installed on any concrete stair, either at a precast stage using inserts, or by drilling and installing at a later date

more safety
more productivity


Demarcation / Pedestrian Control

This Is Not Edge Protection

Pedestrian Segregation & Directional Panel

Ensure your site visitors and operatives are safely directed away from potential hazard areas by utilising the simplistic pedestrian directional panel solution.

Quick and easy to use, the solution can be installed in minutes by assembling just three standard components.




Demarcation

Utilising the same three Free-standing components, safe compounds for use as waste disposal or storage areas can be created in just minutes.

TrenchGuard

Protect work personnel from open excavations and falling debris


- › TrenchGuard conforms to the latest temporary edge protection standard BS EN 13374:2025 and OSHA 1926.502.
- › TrenchGuard uses the robust Rapid Panel which has a built-in toe board to prevent debris from falling onto operatives working below.
- › Fits all types of trench sheets and piles.
- › Trench Box/Sheet Clamps can be positioned at unrivalled 2.7 m centres when combined with the Rapid Panel.
- › Lightweight for ease of use by site operatives and quick installation when used in conjunction with Rapid-EPS post and clamps.



more safety
more productivity

TRENCH BOX CLAMP**TG003 / 692633**

An adjustable clamp with a speed thread that is compatible with box thickness from 30 mm up to 125 mm.

**TRENCH SHEET CLAMP****TG002 / 692632**

An adjustable clamp with a speed thread that is compatible with sheets up to 30 mm.

COLLAPSIBLE LADDER PLATFORM**TG007 / 692635**

The Collapsible Ladder Platform allows for a safe and easy entry/exit of a trench. This platform collapses inside itself to save space during transportation and storage.

TELESCOPIC SHEET/BOX CLAMP**TG036R / 692637**

Adjustable with the aid of a telescopic section held with a Rapid Pin. It is compatible with boxes from 0mm to 220 mm.

Lift Shaft Protection

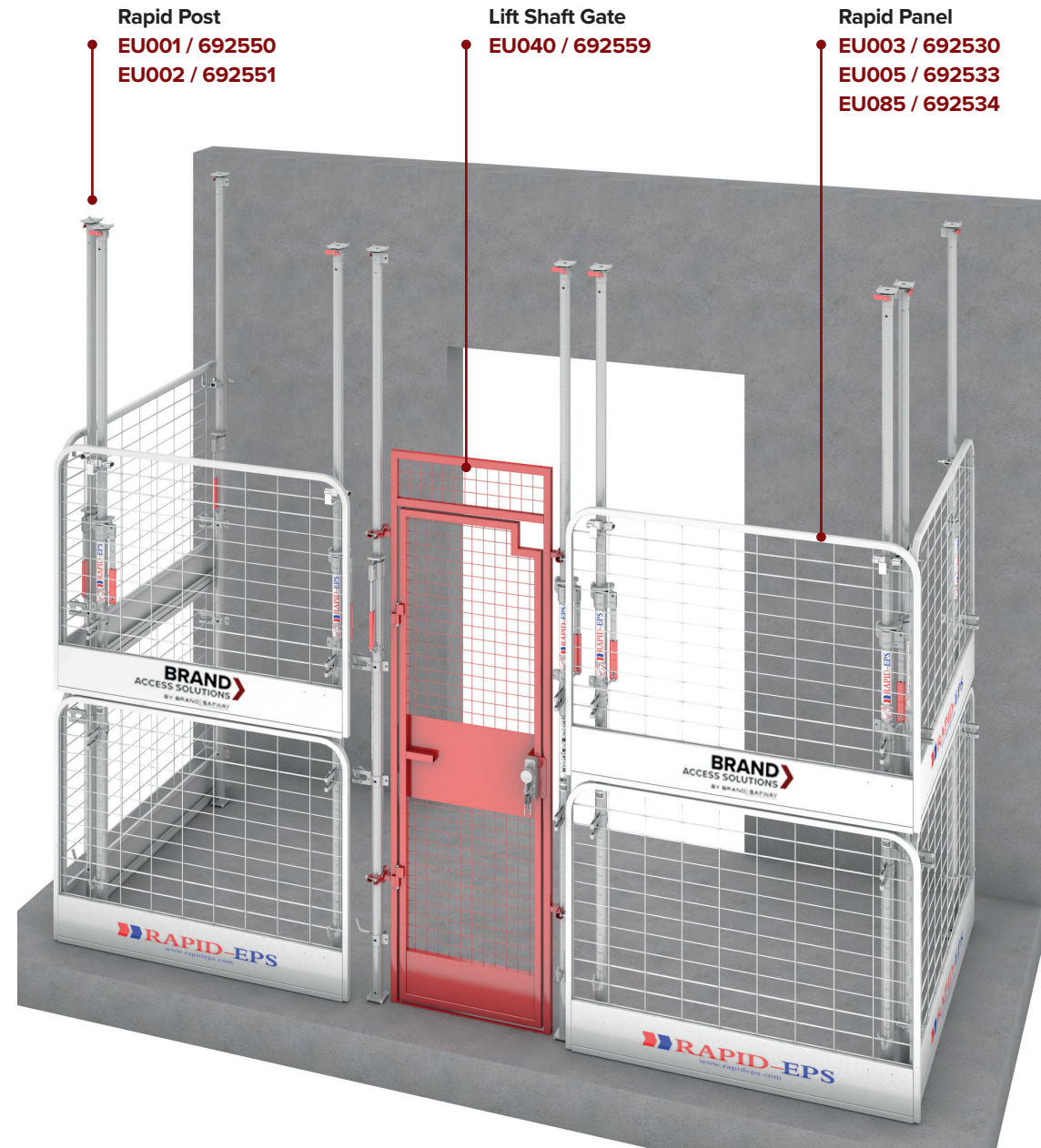
Offering a whole new approach to lift shaft safety

Unlike any other system available to the construction industry, the unique Lift Shaft Gate offers protection to multiple core openings with just one gate.

The solution utilises light but extremely robust and user friendly components which features a secure key activated locking gate. Standard components such as the innovative Rapid Post and Rapid Panel are deployed when completely securing the protected areas. This means there is no need for any penetration of the working surface and multiple lift shafts are protected in just minutes.

As with all Rapid-EPS components, the Lift Shaft Gate has been certificated by Lloyds British in line with BS EN 13374:2025.

Using standard components in conjunction with a Lift Shaft Gate, a secure compound can be built to protect valuables and control access.



**more safety
more productivity**

Experience Our Solutions First-Hand

Our demonstration van brings our temporary access systems directly to your site, giving you the opportunity to see our solutions up close and in action.

Showcasing products such as G-Deck, Rapid-EPS, Stedox, Cuplok, Tube & Fitting, and a full range of Scaffold Ancillary, our team provides practical demonstrations and expert guidance tailored to your needs.

Book a Visit

To arrange a visit from our team, please contact us via email.

info@brand-accessolutions.com



Or use our
online form
via the
QR code



Added Value

Stedox® wall braces complement Rapid-EPS by providing essential structural stability during the early stages of construction. While edge protection creates safe working zones at height, wall bracing ensures the structure itself remains secure and stable.

Lightweight and durable, Stedox® wall braces are designed to stabilise framed walls and maintain structural integrity against horizontal forces. Suitable for timber, concrete, and steel structures, they help keep buildings square and resistant to distortion.

Available in a range of sizes, each brace features pre-drilled end brackets for flexible fixing across a variety of surfaces, enabling quick installation and adaptability on site.

Brand Access Solutions are the exclusive UK supplier of Stedox® props. Contact our team for a quote or information to ensure your next project runs smoothly.



**more safety
more productivity**

> best in class safety performance

> specialty team of ~40,000 People

> 30,000+ customers ... and growing

> ~340 locations in 25 Countries

> revenues of nearly ~\$5b

> assets & equipment worth ~\$4.2b

Why BrandSafway?

Unique combination of expertise & resources

We are part of **BrandSafway**, a leading global provider of access, specialised services and forming & shoring solutions to the industrial, commercial and infrastructure end markets. With more than 340 branches all over the world, we provide support for ongoing maintenance as well as for refurbishment needs and new construction plans.

As one strong team, we support our customers:

- > **Brand Energy & Infrastructure Services** is one of the world's largest industrial services specialists;
- > **Brand Access Solutions** is the UK's largest full-service provider of scaffolding and access systems;
- > **Hünnebeck** stands for safe and highly efficient formwork, scaffolding and safety technology.



Contact

Birmingham

Daniel House, 31 Valepits Road,
Garretts Green,
Birmingham, B33 0TD

Barnsley

Transmission Division
The Business Village
Innovation Way, Wilthorpe,
Barnsley, S75 1JL
T: 01226 107 055

Cardiff

Unit 9, Atlantic Trading Estate,
Barry, CF63 3RF
T: 01446 724 920

Broxburn

Brocks Way, East Mains,
Industrial Estate,
Broxburn, EH52 5NB
T: 01506 855 444

Duxford

Grange Farm, Grange Road, Duxford,
Cambridgeshire, CB22 4WF
T: 03333 448 450

Edinburgh

29 Bankhead Drive,
Sighthill Industrial Estate,
Edinburgh, EH11 4DN
T: 0131 442 3438

Glasgow

2236 London Road,
Glasgow, G32 8YF
T: 0141 763 3000

Ipswich

Holbrook Road, Ipswich,
Suffolk, IP3 0HL
T: 01473 271 313

London

10 Lloyd's Avenue,
London EC3N 3AJ
T: 0207 929 4752

Leeds

Pontefract Road, Stourton,
Leeds, LS10 1SP
T: 0113 271 2951

Manchester

Hendham Vale Industrial Estate,
Hazelbottom Road,
Manchester, M8 0AD
T: 0161 230 4061

Newcastle

Unit 22B,
7-8 Delta Bank Road, Gateshead,
Newcastle, NE11 9DJ

The copyright in these materials (or instructions for assembly and use) belongs to Brand Energy and Infrastructure Services UK, Ltd. (Brand Industrial Services, Inc., known as BrandSafway). All the trademarks named in these materials (or instructions for assembly and use) are the property of Brand Energy and Infrastructure Services UK, Ltd., unless marked as third-party rights or identifiable as such in another way.

BRAND ACCESS SOLUTIONS, BRAND and HÜNNEBECK are trademarks of Brand Energy and Infrastructure Services UK, Ltd. (Brand Industrial Services, Inc., known as BrandSafway). Furthermore, all rights are reserved, particularly with regard to patent grant or utility model registration. The unauthorised use of these materials (or instructions for assembly and use), of the trademarks contained therein and other intellectual property rights is expressly prohibited and represents an infringement of copyright, trademark rights and other industrial property rights. The illustrations in this brochure depict actual site conditions which may not always conform with applicable safety rules and regulations.

**more safety
more productivity**